

# INGHAM COUNTY TOURISM PROFILE

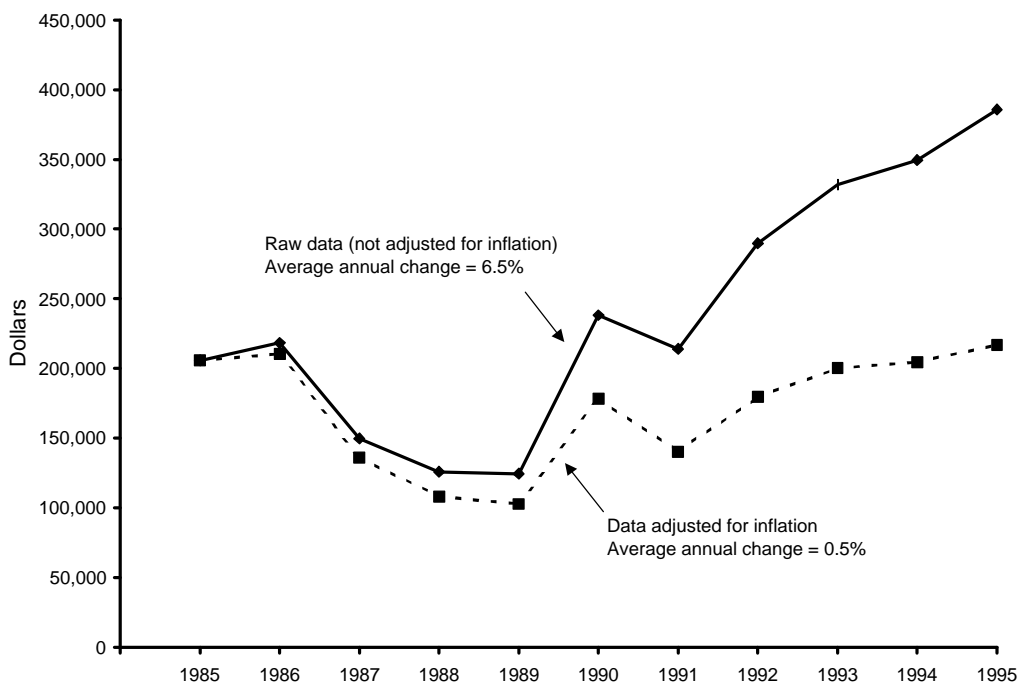
Prepared by Daniel M. Spencer, Dae-Kwan Kim, and Philip J. Alexander

October 1998

MSU Extension has prepared this profile to help developers, tourism professionals, public officials, and others make informed decisions regarding the travel and tourism industry in Ingham County. All statistics pertain to Ingham County unless otherwise noted, and are the most current available. Further assistance is available from the Travel, Tourism, and Recreation Resource Center at Michigan State University (517/353-0793) or the MSU Extension office in Ingham County (517/676-7207).



## TRENDS IN STATE OF MICHIGAN LODGING USE TAX COLLECTIONS FOR INGHAM COUNTY



NOTE: The lodging use tax is a state tax on the rental of a guest-room or cabin. To ensure comparability of statistics over the entire 10-year period shown, tax collections after May 1, 1994, when the tax rate increased from 4% to 6%, were adjusted so that they equaled what they would have been at the 4% rate. The comparable statewide average annual change figures are 6.3% in the case of raw data and 0.4% in the case of adjusted data.

SOURCE: Michigan Department of Treasury, Systems Division.

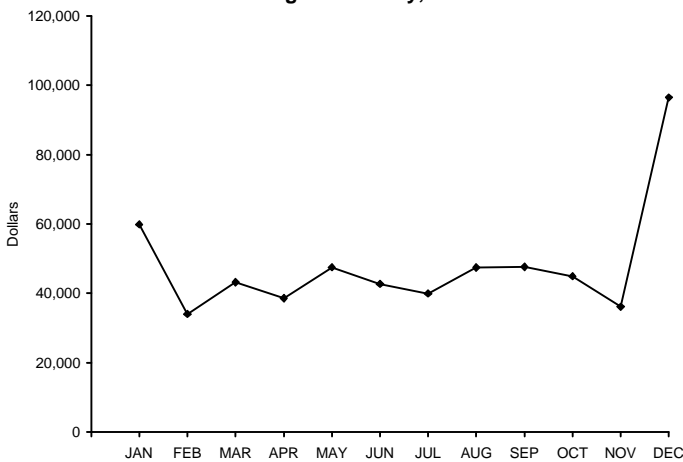
# ESTIMATED MARKET SHARE, TRIP VOLUME, AND EXPENDITURES BY TOURISTS IN INGHAM AND NEIGHBORING COUNTIES, 1996

<u>COUNTY OF MAIN DESTINATION</u>	<u>ESTIMATED MARKET SHARE</u>	<u>ESTIMATED NO. PLEASURE TRIP-NIGHTS</u>	<u>ESTIMATED DIRECT EXPENDITURES</u>
Clinton	0.1%	53,600	\$2,910,000
Eaton	0.2%	211,000	\$11,461,000
Ingham	2.3%	2,165,800	\$117,664,000
Jackson	2.1%	2,011,000	\$109,251,000
Livingston	0.2%	174,600	\$9,483,000
Shiawassee	0.1%	108,000	\$5,870,000

NOTE: Estimates are based on results from a telephone survey being conducted by the Travel, Tourism, and Recreation Resource Center at Michigan State University. "Pleasure trips" are overnight or day trips to places at least 50 miles from respondents' homes that were made for enjoyment, including vacations, weekend getaways, shopping trips, and trips to visit friends and relatives. The study region consists of Illinois, Indiana, Michigan, Minnesota, Ohio, Wisconsin, and Ontario. "Market share" is the percentage of pleasure trips to Michigan that originated from this region and had a given county as its main destination. Estimated pleasure trip-nights are the product of these percentages and a survey-based estimate of 93.8 million pleasure trip-nights in Michigan in 1996. Direct expenditures are the product of these percentages and a survey-based estimate of \$5.1 billion in direct pleasure trip expenditures in Michigan in 1996. Estimates do not include pleasure trip-nights or expenditures of travelers who resided outside the study region or who merely passed through a county. Estimates are preliminary and subject to revision as additional data become available. They should be used judiciously since they are in some cases based on small samples for a given county.

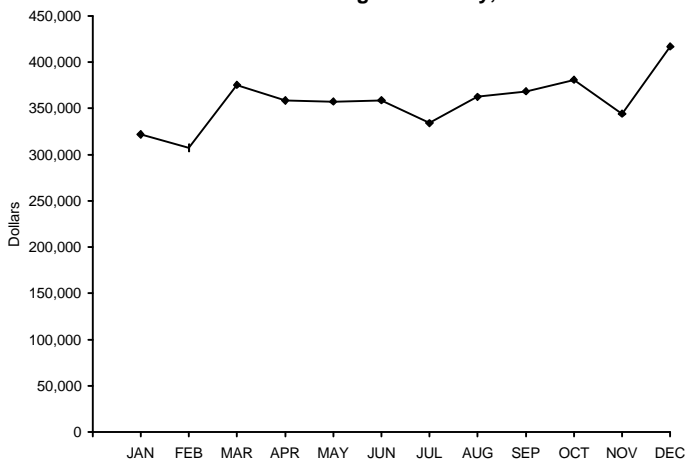
## SEASONALITY IN ECONOMIC ACTIVITY

**State of Michigan Lodging Use Tax Collections  
for Ingham County, 1995**



SOURCE: Michigan Department of Treasury.

**State of Michigan Sales Tax Collections of Family Restaurants and  
Cafeterias for Ingham County, 1995**



SOURCE: Michigan Department of Treasury.

## INDICATORS OF TRAVEL ACTIVITY FOR INGHAM COUNTY

Number of visits to Michigan Historical Museum (1996) .....	165,185
Unadjusted (6%) State of Michigan lodging use tax collections (1995) .....	\$578,480

# RECREATION AND TRAVEL RESOURCES

## NATURAL RESOURCES

No. land acres in county (1989) .....	358,208
No. water acres in county (1989) .....	704
Total no. acres in county (1989) .....	358,912
No. acres of public recreation land (1990)	
National parks/lakeshores .....	0
National wildlife refuges .....	0
National forests .....	0
State parks and recreation areas .....	34
State boating and fishing sites .....	112
State game/wildlife areas .....	4,489
State forests .....	0
Other areas .....	0
Total .....	4,635
No. acres of publicly or privately owned forest land (1994) .....	62,000
Total no. acres of designated state or federal wilderness (1990) ...	0
Average no. inches of snowfall (1981/82-1990/91) .....	40.1
No. miles of Great Lake shoreline .....	0
Total no. miles of rivers and streams .....	234
No. miles of state or federal wild/scenic/natural river (1990) .....	0
No. inland lakes > 50 acres in size .....	2
Combined acres of natural or artificial lakes and ponds (1991) .....	1,976
Total no. acres of legislatively protected sand dunes (1989) .....	0

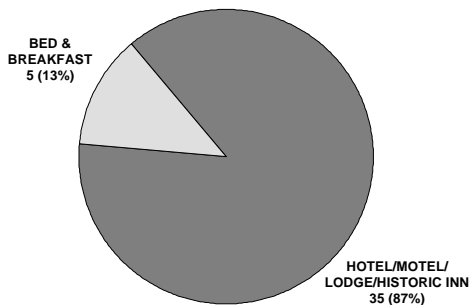
## RECREATION AND TRAVEL FACILITIES

No. public access sites (1990) .....	4
No. recreational harbors on the Great Lakes (1990) ....	0
No. Great Lake marinas (1994) .....	0
No. Great Lake marina slips (1994) .....	0
No. licensed charter boats (1996) .....	0
No. 9-hole golf courses (1995) .....	8
No. 18-hole golf courses (1995) .....	12
No. agricultural markets/wineries/u-picks (1993) .....	36
No. miles of designated scenic highway (1990) .....	0
No. owned second homes (1990) .....	346
No. licensed food service establishments (1995)	
Table service .....	235
Fast food .....	358
Cafeteria .....	157
Bar only .....	20
Other .....	238
Total .....	1,008
No. boat liveryes (1990) .....	5
No. watercraft for rent (1990) .....	130
No. miles of state-funded snowmobile trail (1990) .....	0
No. miles of hiking/skiing/mtn. biking trail (1994) .....	48.2
No. miles of designated off-road vehicle trail (1992) ....	0
No. museums (1990) .....	10
No. historical attractions open to the public (1990) .....	4
No. miles of interstate highway (1990) .....	32.3

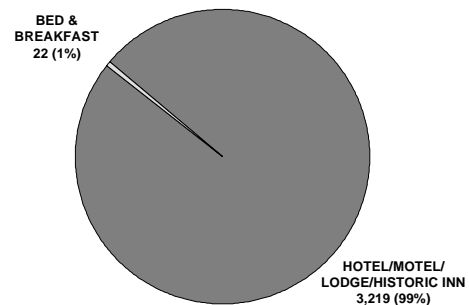
## PRINCIPAL ATTRACTIONS AND EVENTS

Historical: Michigan Capital Building; Michigan Historical Museum; Library of Michigan; State Archives; Michigan Heritage Museum; R.E. Olds Museum; Michigan Women's Historical Center and Hall of Fame; MSU Museum; Turner-Dodge House and Park. Arts: Boarshead Theatre; Lansing Art Gallery; Lansing Civic Players; Wharton Center for the Performing Arts; Riverwalk Players; Dart Auditorium; Happendance; Greater Lansing Symphony Orchestra; Kresge Art Museum at MSU. Gardens: MSU's Horticulture Gardens, Children's Garden, and Beal Gardens. Recreation: Lansing Municipal Market; Ingham County Fair; Williamston Antique Market; Potter Park Zoo; Spirit of Lansing and Princess Laura Steamboats; Justin Horse and Carriage; Impression Five Museum; Michigan Festival, East Lansing; Lansing Lugnuts minor league baseball team; numerous community festivals.

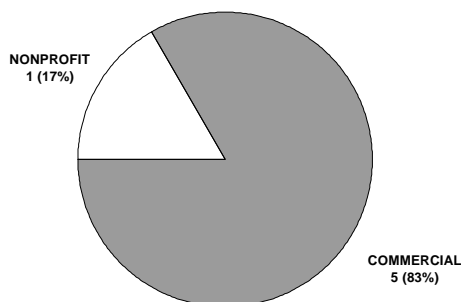
**NO. COMMERCIAL LODGING ESTABLISHMENTS, 1990**



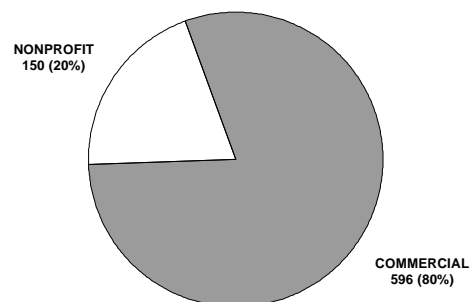
**NO. GUEST-ROOMS IN COMMERCIAL LODGING ESTABLISHMENTS, 1990**



**NO. CAMPGROUNDS, 1990**



**NO. CAMPSITES, 1990**



# RANK IN RELATION TO OTHER MICHIGAN COUNTIES

<u>Variable</u>	<u>Date of Data</u>	<u>Value</u>	<u>County's Rank</u>	<u>Range of Ranks Statewide</u>
No. museums .....	1990	10	4	1-14
No. historical attractions open to the public .....	1990	4	5	1-9
No. natural heritage sites .....	1990	0	7	1-7
Total no. units in commercial lodging establishments .....	1990	3,241	7	1-82
Estimated population .....	1995	277,889	7	1-83
Estimated direct pleasure trip expenditures .....	1996	\$117,664,000	10	1-83
No. lifts or tows at downhill ski areas .....	1990	0	20	1-20
No. licensed charter boats .....	1996	0	22	1-22
No. miles of designated scenic highway .....	1990	0.0	35	1-35
No. miles of designated off-road vehicle trail .....	1992	0.0	38	1-38
No. agricultural markets/wineries/u-picks per 1,000 residents .....	1993	0.13	38	1-48
No. miles of designated hiking/skiing/mtn. biking trail .....	1994	48.20	39	1-79
No. miles of state or federal wild/scenic/natural river .....	1990	0.0	39	1-39
No. miles of state-funded snowmobile trail .....	1990	0.0	47	1-47
No. designated campsites .....	1990	746	49	1-81
No. eating and drinking places per 1,000 residents .....	1995	3.63	54	1-74
Total no. public golf course holes per 1,000 residents .....	1995	1.04	55	1-74
Total no. miles of rivers and streams .....	1944	234	62	1-77
No. licensed rental watercraft per 1,000 residents .....	1990	0.46	66	1-76
Average no. inches of snowfall (1981/82-1990/91) .....	Avg.	40.1	66	1-82
No. acres of public recreation land .....	1990	4,635	69	1-83
Combined area of natural or artificial lakes and ponds .....	1991	1,976	69	1-83
No. acres of publicly or privately owned forest land .....	1994	62,000	73	1-82
No. owned second homes .....	1990	346	76	1-83
No. public access sites .....	1990	4	79	1-83
No. miles of Great Lake shoreline .....	n.d.	0.0	- - -	1-38
No. Great Lake marina slips per 1,000 residents .....	1994	0.00	- - -	1-41

NOTE: This table is intended to provide an indication of the county's competitive advantages and disadvantages. Many types of tourism facilities are patronized by local residents as well as tourists. The number of such facilities in a given county is therefore a function of the county's population as well as its popularity as a tourist destination. To provide a meaningful indication of popularity in such cases, counts of facilities are presented as number of facilities per 1,000 residents. "Natural heritage sites" are scenic vistas, unique geological features, significant wildlife observation areas, or major waterfalls. Range of ranks statewide is not always 1-83 due to ties.

## SOURCES OF STATISTICS IN THIS PUBLICATION

U.S. Bureau of the Census; Michigan Departments of Agriculture, Natural Resources, Public Health, Transportation, and Treasury; Travel, Tourism, and Recreation Resource Center at Michigan State University.

## RESOURCES FOR FURTHER ASSISTANCE

- Greater Lansing Convention and Visitors Bureau: 119 Pere Marquette, P.O. Box 15066, Lansing, MI 48901-5066. (517) 487-6800. Fax: (517) 487-5151. E-mail: glcvb@voyager.net Web site: <http://www.lansing.org>
- Lansing Regional Chamber of Commerce: P.O. Box 14030, Lansing, MI 48933.
- Mason Area Chamber of Commerce: 148 East Ash Street, Mason, MI 48854.
- Michigan Chamber of Commerce: 600 South Walnut Street, Lansing, MI 48933.
- Williamston Area Chamber of Commerce: 145 W. Grand River, P.O. Box 53, Williamston, MI 48895.
- Travel Michigan: P.O. Box 30226, Lansing, MI 48909. (517) 373-0670. Web site: <http://www.Michigan.org/>
- Travel, Tourism, and Recreation Resource Center, Michigan State University: 172 Natural Resources Building, East Lansing, MI 48824-1222. Phone: (517) 353-0793. Fax: (517) 432-2296. E-mail: [dholecsek@pilot.msu.edu](mailto:dholecsek@pilot.msu.edu) Web site: <http://www.tourism.msu.edu/>



Travel, Tourism, and Recreation Resource Center  
Michigan State University



County tourism profiles are a program of MSU Extension's Tourism Area of Expertise Team. Information about the Team and its programs may be found on the World Wide Web at "<http://www.tourism.msu.edu/>". Tourism profiles for each Michigan county, as well as explanations of technical terms and procedures, may be obtained from this same Web site.