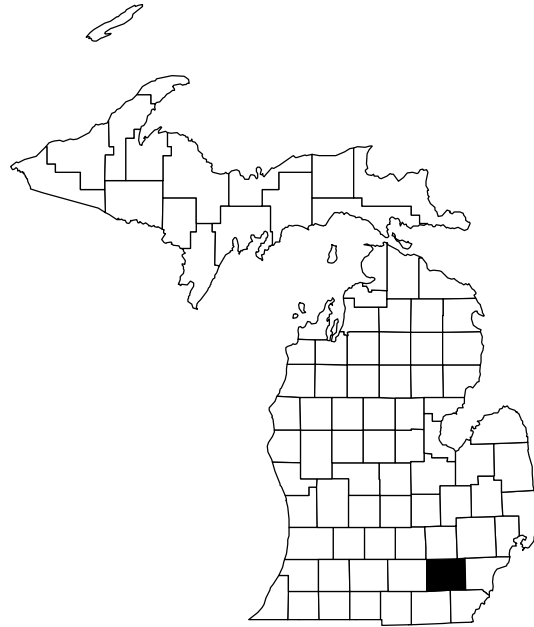


WASHTENAW COUNTY TOURISM PROFILE

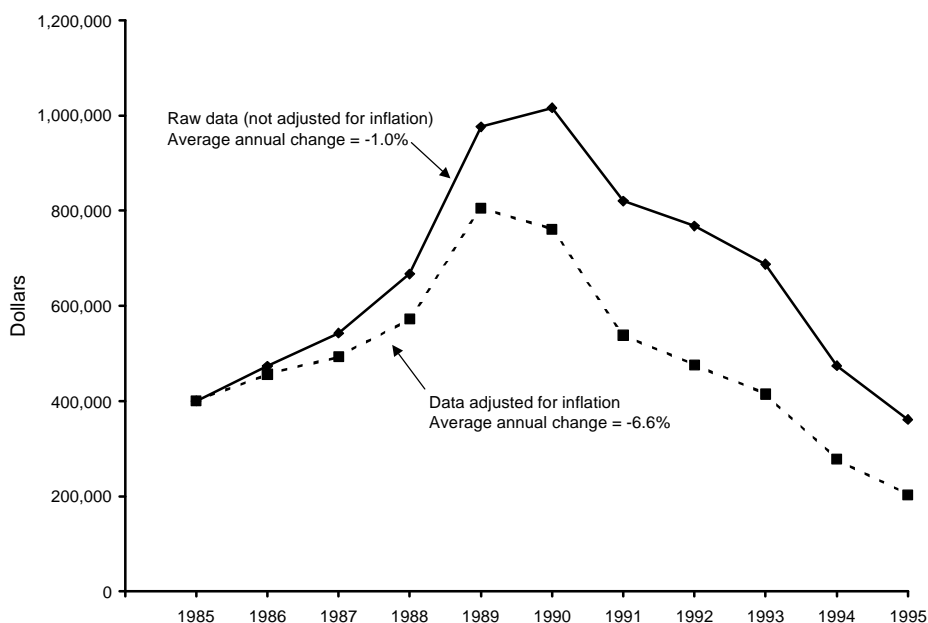
Prepared by Daniel M. Spencer, Dae-Kwan Kim, and Philip J. Alexander

October 1998

MSU Extension has prepared this profile to help developers, tourism professionals, public officials, and others make informed decisions regarding the travel and tourism industry in Washtenaw County. All statistics pertain to Washtenaw County unless otherwise noted, and are the most current available. Further assistance is available from the Travel, Tourism, and Recreation Resource Center at Michigan State University (517/353-0793) or the MSU Extension office in Washtenaw County (734/971-0079).



TRENDS IN STATE OF MICHIGAN LODGING USE TAX COLLECTIONS FOR WASHTENAW COUNTY



NOTE: The lodging use tax is a state tax on the rental of a guest-room or cabin. To ensure comparability of statistics over the entire 10-year period shown, tax collections after May 1, 1994, when the tax rate increased from 4% to 6%, were adjusted so that they equaled what they would have been at the 4% rate. The comparable statewide average annual change figures are 6.3% in the case of raw data and 0.4% in the case of adjusted data.

SOURCE: Michigan Department of Treasury, Systems Division.

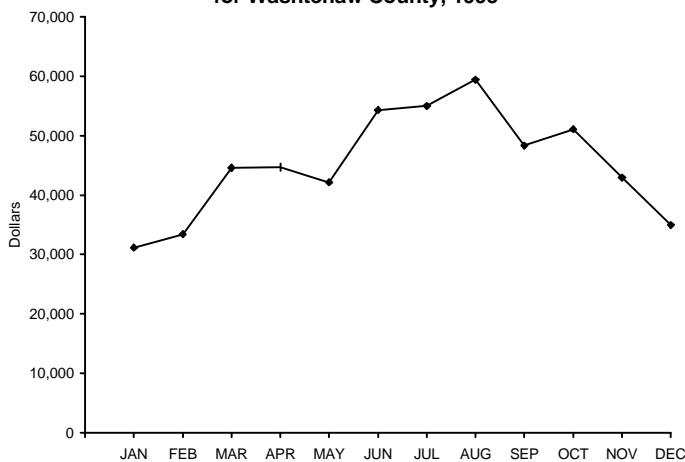
ESTIMATED MARKET SHARE, TRIP VOLUME, AND EXPENDITURES BY TOURISTS IN WASHTENAW AND NEIGHBORING COUNTIES, 1996

<u>COUNTY OF MAIN DESTINATION</u>	<u>ESTIMATED MARKET SHARE</u>	<u>ESTIMATED NO. PLEASURE TRIP-NIGHTS</u>	<u>ESTIMATED DIRECT EXPENDITURES</u>
Jackson	2.1%	2,011,000	\$109,251,000
Lenawee	0.8%	713,000	\$38,733,000
Livingston	0.2%	174,600	\$9,483,000
Monroe	0.5%	454,600	\$24,697,000
Oakland	4.2%	3,919,000	\$212,908,000
Washtenaw	2.8%	2,644,300	\$143,658,000
Wayne	8.6%	8,103,500	\$440,245,000

NOTE: Estimates are based on results from a telephone survey being conducted by the Travel, Tourism, and Recreation Resource Center at Michigan State University. "Pleasure trips" are overnight or day trips to places at least 50 miles from respondents' homes that were made for enjoyment, including vacations, weekend getaways, shopping trips, and trips to visit friends and relatives. The study region consists of Illinois, Indiana, Michigan, Minnesota, Ohio, Wisconsin, and Ontario. "Market share" is the percentage of pleasure trips to Michigan that originated from this region and had a given county as its main destination. Estimated pleasure trip-nights are the product of these percentages and a survey-based estimate of 93.8 million pleasure trip-nights in Michigan in 1996. Direct expenditures are the product of these percentages and a survey-based estimate of \$5.1 billion in direct pleasure trip expenditures in Michigan in 1996. Estimates do not include pleasure trip-nights or expenditures of travelers who resided outside the study region or who merely passed through a county. Estimates are preliminary and subject to revision as additional data become available. They should be used judiciously since they are in some cases based on small samples for a given county.

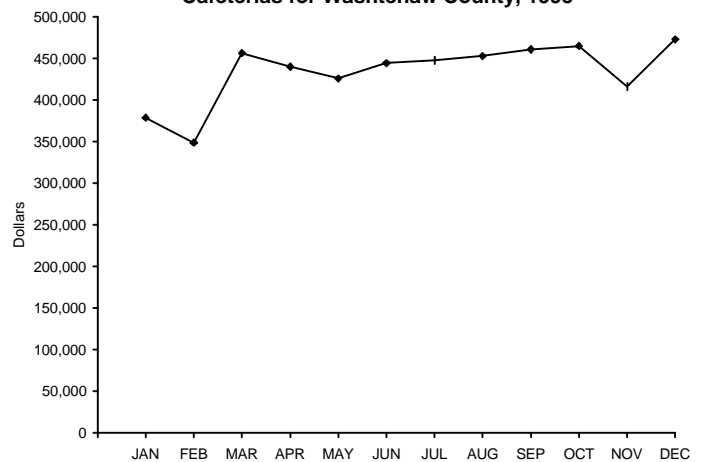
SEASONALITY IN ECONOMIC ACTIVITY

State of Michigan Lodging Use Tax Collections for Washtenaw County, 1995



SOURCE: Michigan Department of Treasury.

State of Michigan Sales Tax Collections of Family Restaurants and Cafeterias for Washtenaw County, 1995



SOURCE: Michigan Department of Treasury.

INDICATORS OF TRAVEL ACTIVITY FOR WASHTENAW COUNTY

Estimated number of visits to Pinckney State Recreation Area (1996)	680,248
Estimated number of visits to Waterloo State Recreation Area (1996)	618,651
Unadjusted (6%) State of Michigan lodging use tax collections (1995)	\$542,009

RECREATION AND TRAVEL RESOURCES

NATURAL RESOURCES

No. land acres in county (1989)	454,592
No. water acres in county (1989)	8,000
Total no. acres in county (1989)	462,592
No. acres of public recreation land (1990)	
National parks/lakeshores	0
National wildlife refuges	0
National forests	0
State parks and recreation areas	14,291
State boating and fishing sites	60
State game/wildlife areas	1,855
State forests	0
Other areas	1,676
Total	17,882
No. acres of publicly or privately owned forest land (1994)	82,200
Total no. acres of designated state or federal wilderness (1990) ...	0
Average no. inches of snowfall (1981/82-1990/91)	40.3
No. miles of Great Lake shoreline	0
Total no. miles of rivers and streams	372
No. miles of state or federal wild/scenic/natural river (1990)	18
No. inland lakes > 50 acres in size	38
Combined acres of natural or artificial lakes and ponds (1991)	9,755
Total no. acres of legislatively protected sand dunes (1989)	0

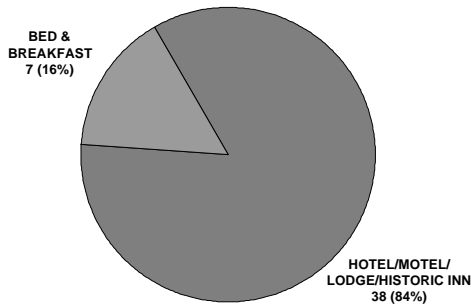
RECREATION AND TRAVEL FACILITIES

No. public access sites (1990)	18
No. recreational harbors on the Great Lakes (1990)	0
No. Great Lake marinas (1994)	0
No. Great Lake marina slips (1994)	0
No. licensed charter boats (1996)	0
No. 9-hole golf courses (1995)	11
No. 18-hole golf courses (1995)	17
No. agricultural markets/wineries/u-picks (1993)	41
No. miles of designated scenic highway (1990)	0
No. owned second homes (1990)	935
No. licensed food service establishments (1995)	
Table service	290
Fast food	402
Cafeteria	156
Bar only	12
Other	390
Total	1,250
No. boat liveries (1990)	12
No. watercraft for rent (1990)	377
No. miles of state-funded snowmobile trail (1990)	0.0
No. miles of hiking/skiing/mtn. biking trail (1994)	75.8
No. miles of designated off-road vehicle trail (1992)	0
No. museums (1990)	19
No. historical attractions open to the public (1990)	5
No. miles of interstate highway (1990)	33.3

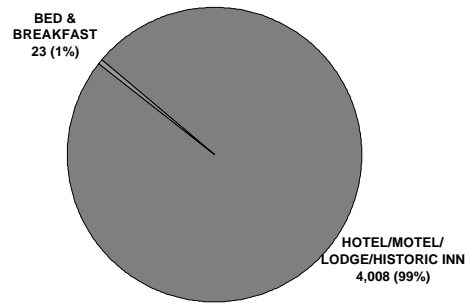
PRINCIPAL ATTRACTIONS AND EVENTS

University of Michigan - many Big Ten sporting events, theatrical productions, and one of the greatest educational, cultural, and research centers in the world; numerous parks and golf courses; Ann Arbor Art Fairs; Manchester Chicken Broil; Festival of Lights; Gus Macker Basketball Tournament; Ypsilanti Heritage Festival.

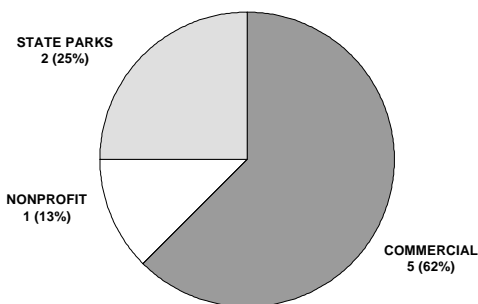
NO. COMMERCIAL LODGING ESTABLISHMENTS, 1990



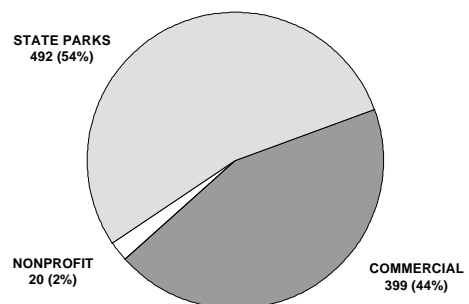
NO. GUEST-ROOMS IN COMMERCIAL LODGING ESTABLISHMENTS, 1990



NO. CAMPGROUNDS, 1990



NO. CAMPSITES, 1990



RANK IN RELATION TO OTHER MICHIGAN COUNTIES

<u>Variable</u>	<u>Date</u> <u>of</u> <u>Data</u>	<u>Value</u>	<u>County's</u> <u>Rank</u>	<u>Range</u> <u>of Ranks</u> <u>Statewide</u>
No. museums	1990	19	3	1-14
No. historical attractions open to the public	1990	5	4	1-9
Total no. units in commercial lodging establishments	1990	4,031	5	1-82
Estimated population	1995	292,609	6	1-83
No. natural heritage sites	1990	0	7	1-7
Estimated direct pleasure trip expenditures	1996	\$143,658,000	8	1-83
No. lifts or tows at downhill ski areas	1990	0	20	1-20
No. licensed charter boats	1996	0	22	1-22
No. miles of designated hiking/skiing/mtn. biking trail	1994	75.84	27	1-79
No. miles of state or federal wild/scenic/natural river	1990	18.0	31	1-39
Total no. miles of rivers and streams	1944	372	34	1-77
No. miles of designated scenic highway	1990	0.0	35	1-35
Combined area of natural or artificial lakes and ponds	1991	9,755	35	1-83
No. eating and drinking places per 1,000 residents	1995	4.27	37	1-74
No. public access sites	1990	18	37	1-83
No. agricultural markets/wineries/u-picks per 1,000 residents	1993	0.14	37	1-48
No. miles of designated off-road vehicle trail	1992	0.0	38	1-38
No. designated campsites	1990	911	38	1-81
Total no. public golf course holes per 1,000 residents	1995	1.38	42	1-74
No. miles of state-funded snowmobile trail	1990	0.0	47	1-47
No. licensed rental watercraft per 1,000 residents	1990	1.33	47	1-76
No. acres of public recreation land	1990	17,882	54	1-83
No. acres of publicly or privately owned forest land	1994	82,200	60	1-82
Average no. inches of snowfall (1981/82-1990/91)	Avg.	40.3	64	1-82
No. owned second homes	1990	935	66	1-83
No. miles of Great Lake shoreline	n.d.	0.0	- - -	1-38
No. Great Lake marina slips per 1,000 residents	1994	0.00	- - -	1-41

NOTE: This table is intended to provide an indication of the county's competitive advantages and disadvantages. Many types of tourism facilities are patronized by local residents as well as tourists. The number of such facilities in a given county is therefore a function of the county's population as well as its popularity as a tourist destination. To provide a meaningful indication of popularity in such cases, counts of facilities are presented as number of facilities per 1,000 residents. "Natural heritage sites" are scenic vistas, unique geological features, significant wildlife observation areas, or major waterfalls. Range of ranks statewide is not always 1-83 due to ties.

SOURCES OF STATISTICS IN THIS PUBLICATION

U.S. Bureau of the Census; Michigan Departments of Agriculture, Natural Resources, Public Health, Transportation, and Treasury; Travel, Tourism, and Recreation Resource Center at Michigan State University.

RESOURCES FOR FURTHER ASSISTANCE

- Ann Arbor Area Chamber of Commerce: 425 S. Main, Suite 103, Ann Arbor, MI 48104. (734) 665-4433.
- Ann Arbor Convention and Visitors Bureau: 120 W. Huron, Ann Arbor, MI 48104. (734) 995-7281. Fax: (734) 995-7283. Web site: <http://www.annarbor.org>
- Chelsea Area Chamber of Commerce: 114 North Main Street, Suite 5, P.O. Box 94, Chelsea, MI 48118. (734) 475-1145.
- Manchester Area Chamber of Commerce: P.O. Box 433, Manchester, MI 48158.
- Saline Area Chamber of Commerce: 141 E. Michigan Ave., P.O. Box 198, Saline, MI 48176-0198. (734) 429-4494.
- Whitmore Lake Chamber of Commerce: 9571 main, P.O. Box 454, Whitmore Lake, MI 48189. (734) 449-8540.
- Ypsilanti Area Chamber of Commerce: 301 W. Michigan Ave, Suite 101, Ypsilanti, MI 48197. (734) 482-4920.
- Milan Chamber of Commerce: P.O. Box 164, Milan, MI 48160. (734) 439-7932.
- Dexter Area Chamber of Commerce: 2615 Baker Road, Dester, MI 48130. (734) 426-0887.
- Ypsilanti Area Visitors and Convention Bureau: 301 W. Michigan Avenue, Suite 101, Ypsilanti, MI 48197. (313) 483-4444. Fax: (313) 483-0400.
- Travel Michigan: P.O. Box 30226, Lansing, MI 48909. (517) 373-0670. Web site: <http://www.Michigan.org/>
- Travel, Tourism, and Recreation Resource Center, Michigan State University: 172 Natural Resources Building, East Lansing, MI 48824-1222. Phone: (517) 353-0793. Fax: (517) 432-2296. E-mail: dholecck@pilot.msu.edu Web site: <http://www.tourism.msu.edu/>



Travel, Tourism, and Recreation Resource Center
Michigan State University

